

[Month] 2019 Dashboard



Table of Contents





















	Executive Summary & Top News	3
	Funding Overview	6
	Country Dashboard	10
	Industry Dashboard	13
	Funding Institutions	16
	Funding Rounds	19
	Exits	23
	Appendix	-
	Methodology & Definitions	25

Table of Contents



	— Executive Summary & Top News	3
	— Funding Overview	6
	— Country Dashboard	10
	— Industry Dashboard	13
	— Funding Institutions	16
	— Funding Rounds	19
	— Exits	23
	— Appendix	-
	— Methodology & Definitions	25



Executive Summary



General: 2019 saw a slow start in terms of deals, but saw an increase in total funding compared to January 2018. Many large venture capital firms are still looking to close out their existing or new fund, while government initiatives continue.

Deals: January 2019 saw xx deals take place, which is a **decrease of xx (xx%)** compared to January 2018. This marks a slow start to the year. However, experience shows that deal announcements are often delayed by a few months.

Funding: January 2019 saw \$xxM of total funding, which is an **increase of \$xxM (xx%)** compared to January 2018. The largest funding round was raised by UAE-based [Startup Name] – the startup raised \$xxM.

Industries: [Industry 1], [Industry 2] and [Industry 3] each saw 2 deals in January 2019. Moreover, there were xx industries that saw 1 investment each, making that January 2019 saw xx different industries receive investment. In terms of total funding, [Industry] took the top spot mainly due to the \$xxM raised by [Startup Name].

Countries: [Country] saw xx deals take place in January 2019 and also accounted for \$xxM of total investment in January 2019. With this, the country continues to receive the lion's share of both number of deals and total investment, as highlighted in MAGNiTT's 2018 MENA Venture Investment Report. [Country], [Country] and [Country] each saw 1 deal take place.

Investors: [Investor] invested in 3 MENA-based startups in January 2019 as part of its [redacted], with which it became the top funding institutions by number of deals. [Investor], [Investor], [Investor] and [Investor] invested in 2 MENA-based startups in January 2019 as well.

Exits: January 2019 saw 2 startups that sold their remaining stake in the company to investors: [Startup] and [Startup]. [Redacted insights about the exits]. Moreover, [Investor] announced that they had partially exited their investment in [Startup], making a [xx]x return on investment.



Top News Headlines



[Headline] (Link)

[Small summary and insight]

[Headline] (Link)

[Small summary and insight]

[Headline] (Link)

[Small summary and insight]

[Headline] (Link)

[Small summary and insight]

[Headline] (Link)










[Small summary and insight]

[Headline] (Link)

[Small summary and insight]

Table of Contents



	Executive Summary & Top News	3
	Funding Overview	6
	Country Dashboard	10
	Industry Dashboard	13
	Funding Institutions	16
	Funding Rounds	19
	Exits	23
	Appendix	-
	Methodology & Definitions	25

Executive Summary: January




2019 saw a slow start to the year in terms of number of deals, while funding was up, including \$xxM raised by [Startup]

- Total funding amount was \$xxM in January 2019, an **increase of \$xxM (xx%)** compared to January 2018
- January 2019 saw xx deals take place, a **decrease of xx (xx%)** compared to January 2018

Number of Deals



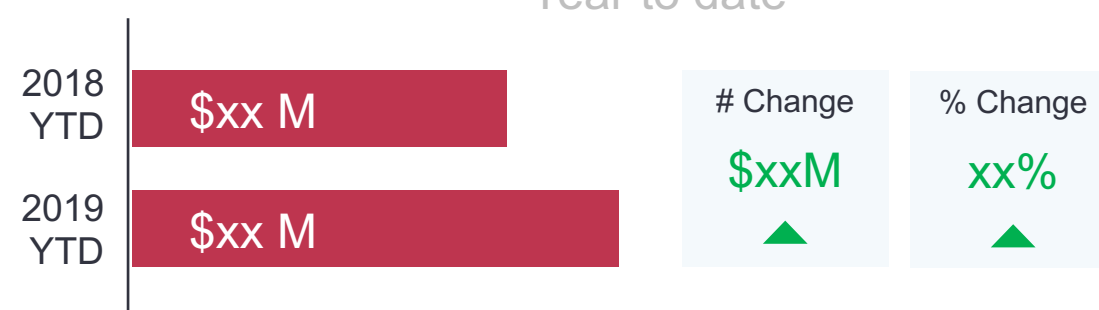
Year to date



Total Funding



Year to date



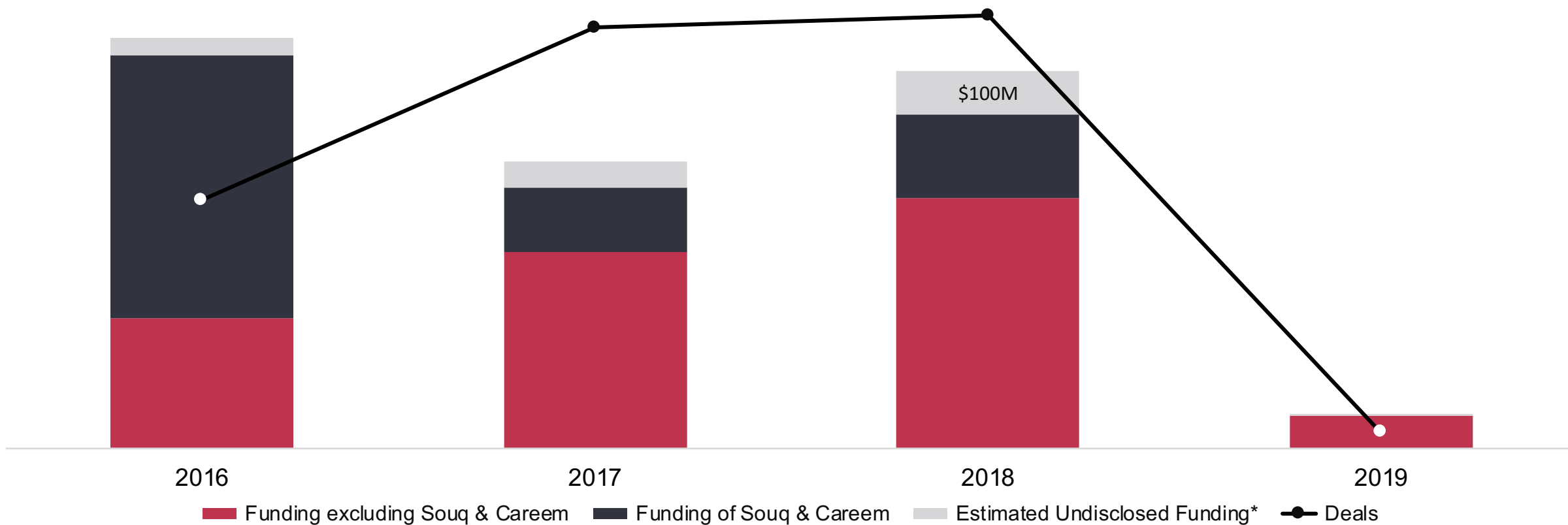


Yearly funding trend: MENA



2019 saw a slow start to the year in terms of number of deals, while funding was up, including \$xxM raised by [Startup]

- Total funding amount was \$xxM in January 2019, an **increase of \$xxM (xx%)** compared to January 2018
- January 2019 saw xx deals take place, a **decrease of xx (xx%)** compared to January 2018





Monthly funding trend: MENA



January 2019 saw the highest total funding of any January in the last 4 years, despite the lowest number of deals

- The largest contributor to the total \$xxM funding was [Startup], which raised \$xxM in its [Funding Stage] in January 2019
- January 2019 saw xx deals take place, a **decrease of xx (xx%)** compared to January 2018

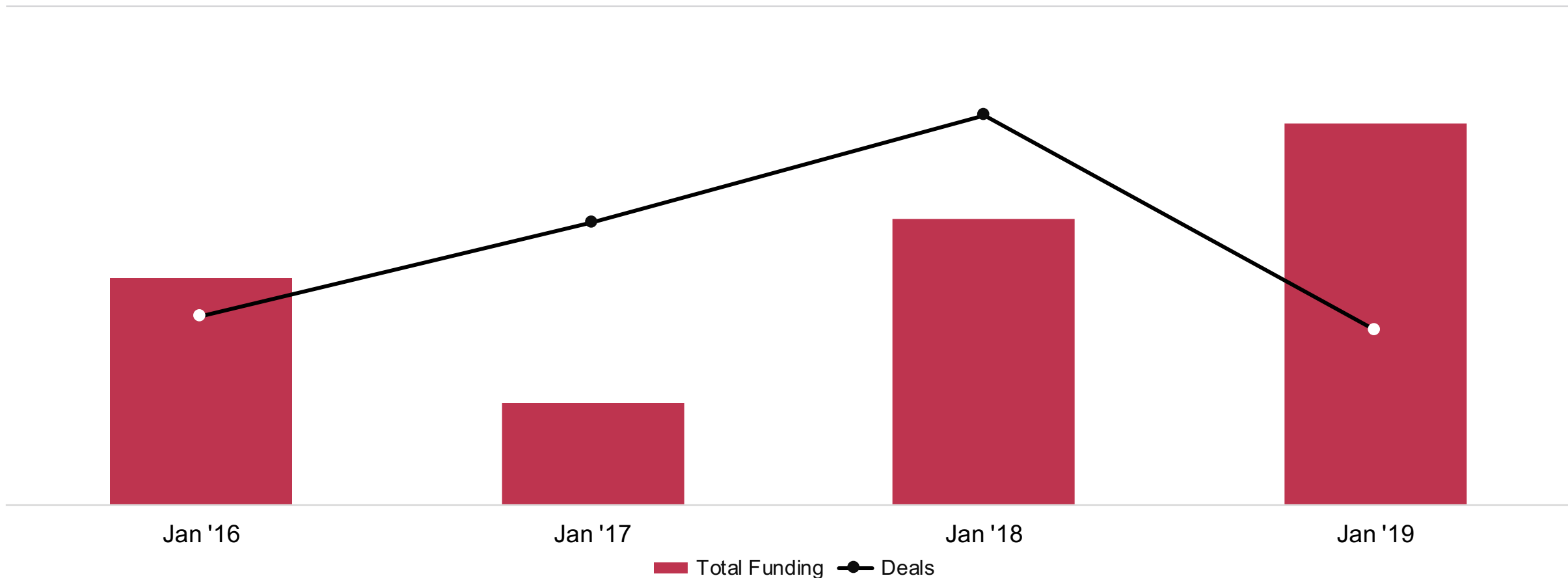











Table of Contents



	Executive Summary & Top News	3
	Funding Overview	6
	Country Dashboard	10
	Industry Dashboard	13
	Funding Institutions	16
	Funding Rounds	19
	Exits	23
	Appendix	-
	Methodology & Definitions	25



Executive Summary: Countries



Rank	Country	Year to Date (YTD) Comparison				
		'19 YTD Deals	'18 YTD Deals	Change '18 – '19	2018 Deals	Gap to 2018
1	Country 1	xx	xx	▲ xx	xx	xx
2	Country 2	xx	xx	▼ xx	xx	xx
3	Country 3	xx	xx	= xx	xx	xx
4	Country 4	xx	xx	▼ xx	xx	xx
5	-	-	-	-	-	-
6	-	-	-	-	-	-
7	-	-	-	-	-	-
8	-	-	-	-	-	-
9	-	-	-	-	-	-
10	-	-	-	-	-	-

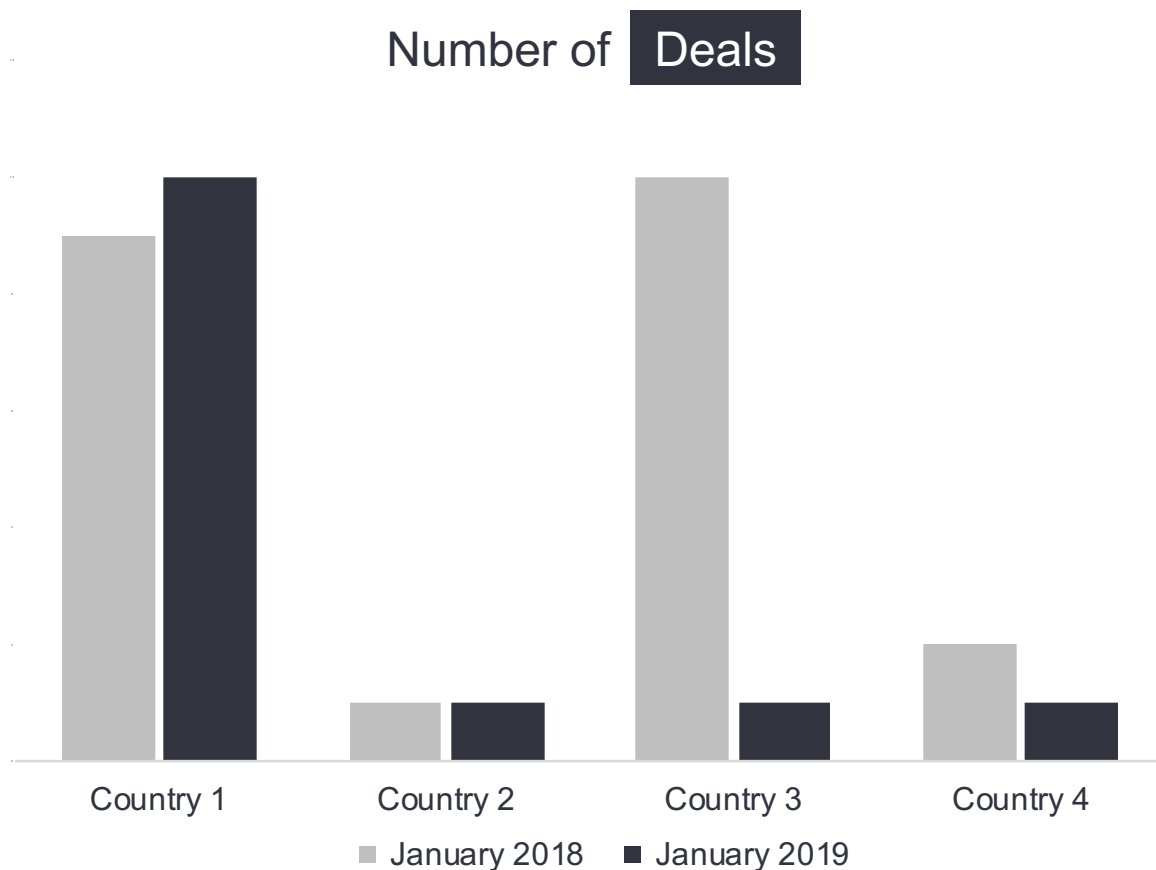
2018 YTD is using the same timeframe as 2019 YTD (i.e. the same number of months)



[Country] saw the highest number of deals and total funding in January 2019

- Mainly due to [Startup]’s \$xxM funding round, [country] saw a jump from \$xxM in January 2018 to \$xxM in January 2019
- [Country]’s number of deals **fell from January 2018 (xx) to January 2019 (xx)**, mainly due to [Investor]’s xx investments in January 2018

Number of Deals



Total Funding

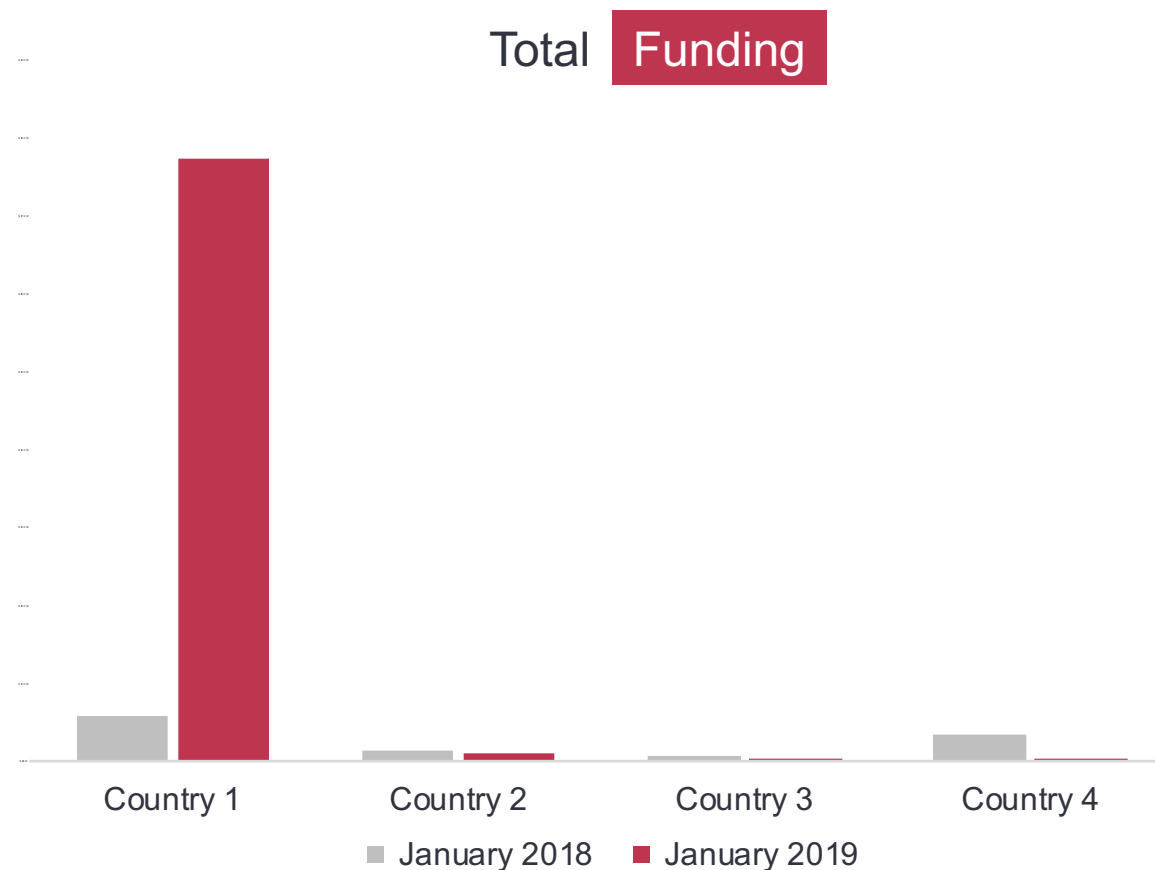











Table of Contents



	Executive Summary & Top News	3
	Funding Overview	6
	Country Dashboard	10
	Industry Dashboard	13
	Funding Institutions	16
	Funding Rounds	19
	Exits	23
	Appendix	-
	Methodology & Definitions	25



Executive Summary: Industries



Rank	Industry	Year to Date (YTD) Comparison				
		'19 YTD Deals	'18 YTD Deals	Change '18 – '19	2018 Deals	Gap to 2018
1	Industry 1	xx	xx	▼ xx	xx	xx
2	Industry 2	xx	xx	▲ xx	xx	xx
3	Industry 3	xx	xx	▲ xx	xx	xx
4	Industry 4	xx	xx	▲ xx	xx	xx
5	Industry 5	xx	xx	▼ xx	xx	xx
6	Industry 6	xx	xx	▼ xx	xx	xx
7	Industry 7	xx	xx	= xx	xx	xx
8	Industry 8	xx	xx	▼ xx	xx	xx
9	Industry 9	xx	xx	= xx	xx	xx
10	Industry 10	xx	xx	▼ xx	xx	xx

2018 YTD is using the same timeframe as 2019 YTD (i.e. the same number of months)



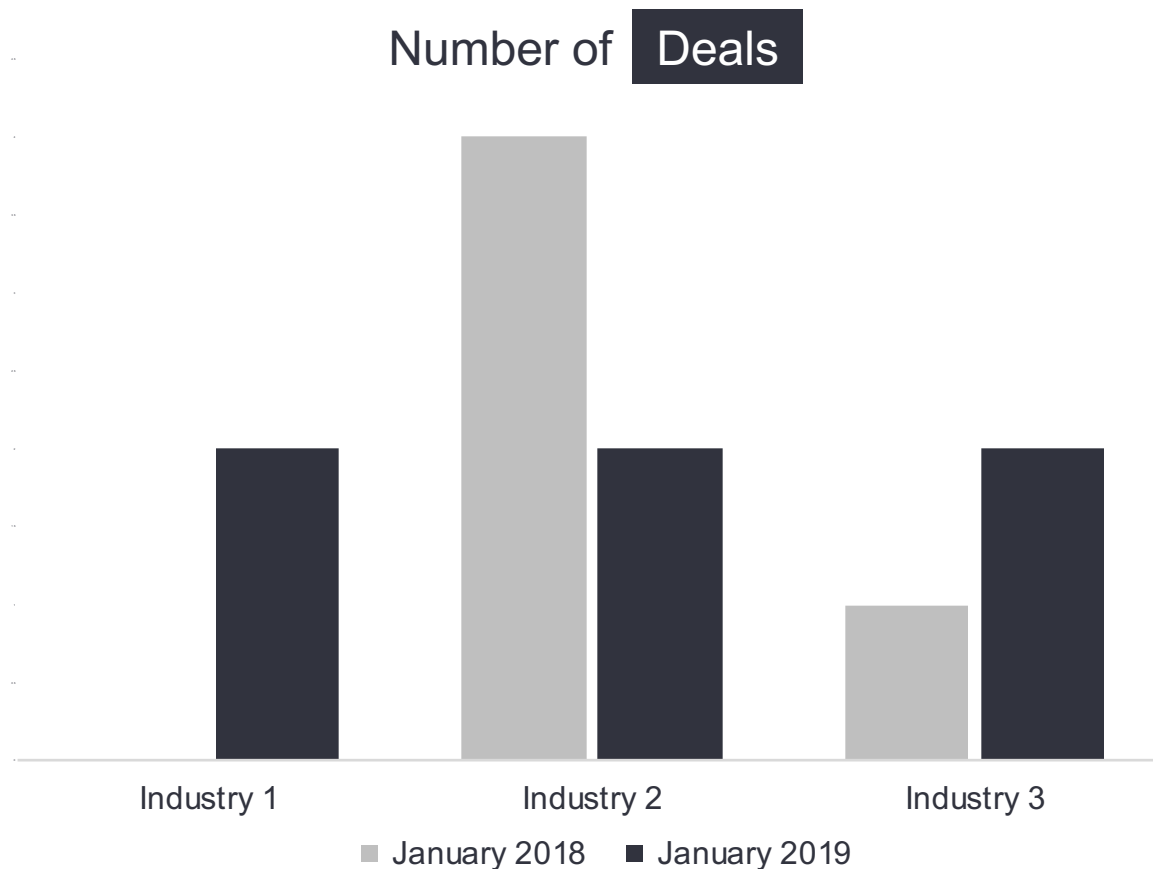
Industries Dashboard



[Industry 1], [Industry 2] and [Industry 3] each saw xx deals take place in January 2019, with xx industries seeing 1 deal

- [Industry] saw the largest amount invested in January 2019, mainly due to the \$xxM investment in [Startup]
- [Industry] dropped \$xxM in funding from January 2018 (\$xxM) to January 2019 (\$xxM), mainly due to a [Startup]'s \$xxM fundraise

Number of Deals



Total Funding

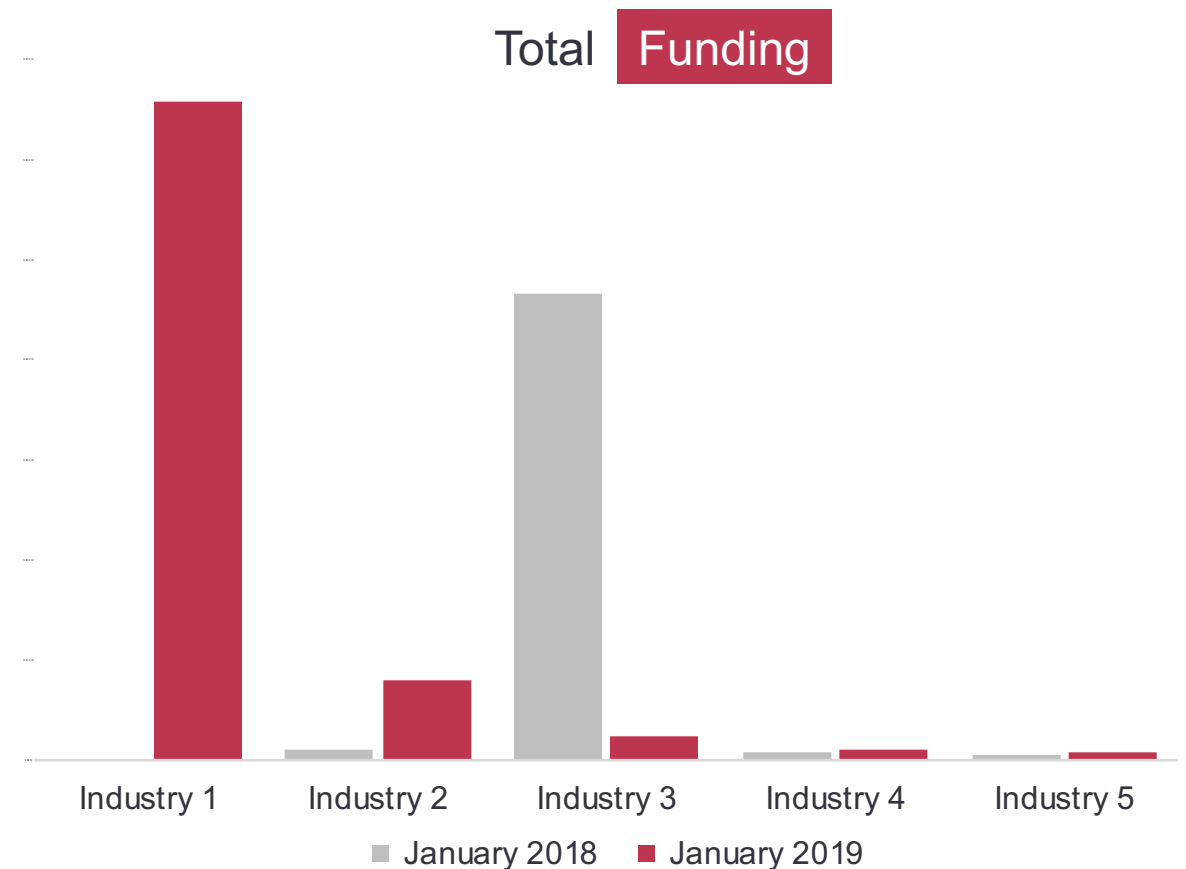











Table of Contents



	Executive Summary & Top News	3
	Funding Overview	6
	Country Dashboard	10
	Industry Dashboard	13
	Funding Institutions	16
	Funding Rounds	19
	Exits	23
	Appendix	-
	Methodology & Definitions	25



Executive Summary: Funding Institutions



		Year to Date (YTD) Comparison				
Rank	Investor	'19 YTD Deals	'18 YTD Deals	Change '18 – '19	2018 Deals	Gap to 2018
1	Investor	xx	xx	▲ xx	xx	xx
2	Investor	xx	xx	▼ xx	xx	xx
3	Investor	xx	xx	▲ xx	xx	xx
2	Investor	xx	xx	▲ xx	xx	xx
5	Investor	xx	xx	▼ xx	xx	xx
6	Many investors	1	-	-	-	-

2018 YTD is using the same timeframe as 2019 YTD (i.e. the same number of months)



Investment Institutions Dashboard



[Investor] invested in the highest number of MENA-based startups in January 2019 through its [redacted]

- [Investor], [Investor], [Investor] and [Investor] each invested in xx MENA-based startups in January 2019
- There were xx investment institutions that invested in 1 MENA-based startup in January 2019

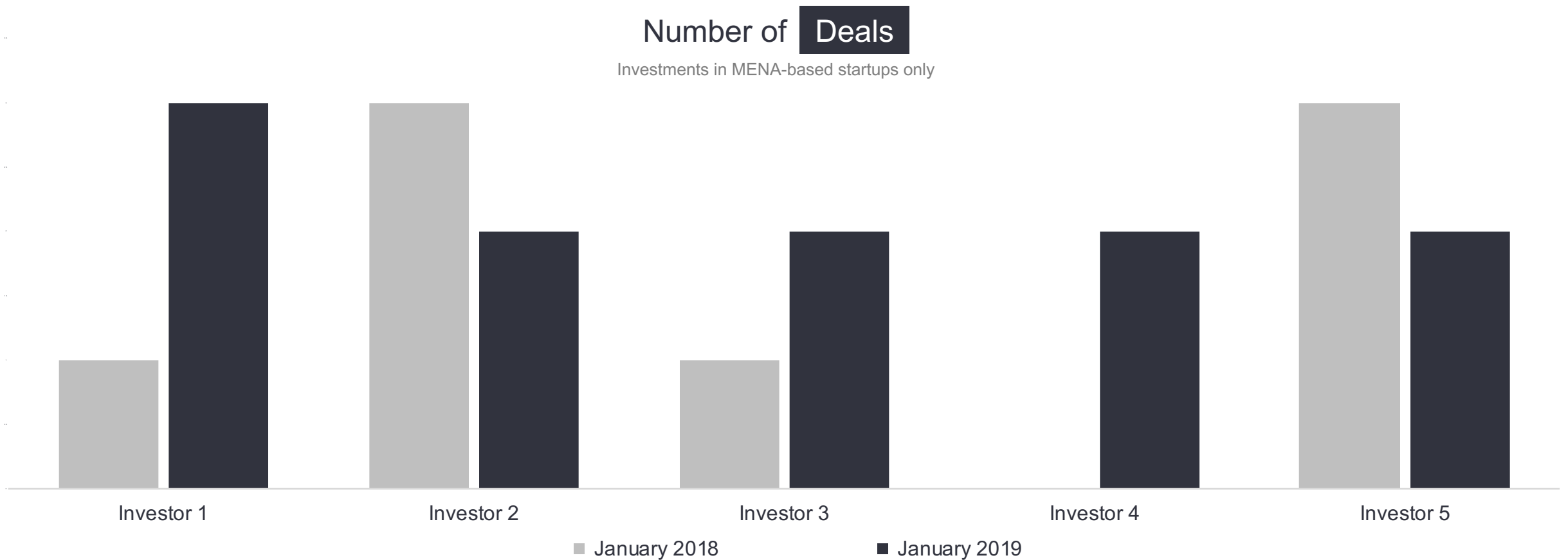











Table of Contents








	Executive Summary & Top News	3
	Funding Overview	6
	Country Dashboard	10
	Industry Dashboard	13
	Funding Institutions	16
	Funding Rounds	19
	Exits	23
	Appendix	-
	Methodology & Definitions	25



All Deals: January 2019 (1/3)








	Startup	Description	Article	Funding Round	Stage	Select Investors
1	Startup Logo	Description of startup		\$xxM	Funding Stage	Investor Logos
2	Startup Logo	Description of startup		\$xxM	Funding Stage	Investor Logos
3	Startup Logo	Description of startup		\$xxM	Funding Stage	Investor Logos
4	Startup Logo	Description of startup		\$xxM	Funding Stage	Investor Logos
5	Startup Logo	Description of startup		\$xxM	Funding Stage	Investor Logos



All Deals: January 2019 (2/3)



	Startup	Description	Article	Funding Round	Stage	Select Investors
6	Startup Logo	Description of startup		\$xxM	Funding Stage	Investor Logos
7	Startup Logo	Description of startup		\$xxM	Funding Stage	Investor Logos
8	Startup Logo	Description of startup		\$xxM	Funding Stage	Investor Logos
9	Startup Logo	Description of startup		\$xxM	Funding Stage	Investor Logos
10	Startup Logo	Description of startup		\$xxM	Funding Stage	Investor Logos



All Deals: January 2019 (3/3)

















	Startup	Description	Article	Funding Round	Stage	Select Investors
11	Startup Logo	Description of startup		\$xxM	Funding Stage	Investor Logos
12	Startup Logo	Description of startup		\$xxM	Funding Stage	Investor Logos
13	Startup Logo	Description of startup		\$xxM	Funding Stage	Investor Logos
14	Startup Logo	Description of startup		\$xxM	Funding Stage	Investor Logos
15	Startup Logo	Description of startup		\$xxM	Funding Stage	Investor Logos

Table of Contents












	Executive Summary & Top News	3
	Funding Overview	6
	Country Dashboard	10
	Industry Dashboard	13
	Funding Institutions	16
	Funding Rounds	19
	Exits	23
	Appendix	-
	Methodology & Definitions	25



	Startup	Description	Article	Acquisition Amount	Valuation	Acquirer
1	Startup Logo	Description about acquisition (startup and acquirer)		\$xxM	\$xxM	Acquirer Logo
2	Startup Logo	Description about acquisition (startup and acquirer)		\$xxM	\$xxM	Acquirer Logo
3	Startup Logo	Description about acquisition (startup and acquirer)	-	\$xxM	\$xxM	Acquirer Logo

Table of Contents



	Executive Summary & Top News	3
	Funding Overview	6
	Country Dashboard	10
	Industry Dashboard	13
	Funding Institutions	16
	Funding Rounds	19
	Exits	23
	Appendix	-
	Methodology & Definitions	25



Methodology & Definitions



- MAGNiTT collects & aggregates data on the MENA startup ecosystem, through multiple channels:
 - **Direct:** Quarterly follow up directly with over 100 funding institutions requesting details on all investments, stage, date, funding as well as other co-investors in the platform. These include all the region's Venture Capital, Angel Group, Accelerators and Family Offices focused on VC investments.
 - **Public:** Daily gathering of public announcements and press releases focused on the MENA Venture funding landscape. All features are followed up with announcements liaised with the founders.
 - **Proprietary:** As a platform, startups and Institutions on MAGNiTT list their proprietary information on investment raised, date of investment, stage as well as investors.
- MAGNiTT's focus is the MENA region, which includes data on 17 MENA countries: Algeria, Bahrain, Egypt, Iraq, Jordan, Kuwait, Lebanon, Libya, Morocco, Oman, Palestine, Qatar, Saudi Arabia, Syria, Tunisia, United Arab Emirates, and Yemen.
- MAGNiTT actively looks to support its stakeholders:
 - **Startups:** Profile creation, apply for funding, dedicated job board and offer promotion
 - **Investors:** Deal flow support, data analytics, portfolio company promotion and talent connection
 - **Corporates:** Innovation support, data analytics, industry trends and offer promotion
 - **Enablers:** Conference support, accelerator applications, service promotion and data analytics
- For all questions on the accuracy of data or improvements on data quality please contact us at support@magnitt.com
- For questions related to innovation support for your institution, contact us at support@magnitt.com



magnitt



www.magnitt.com



Sietse@magnitt.com